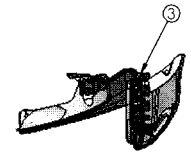

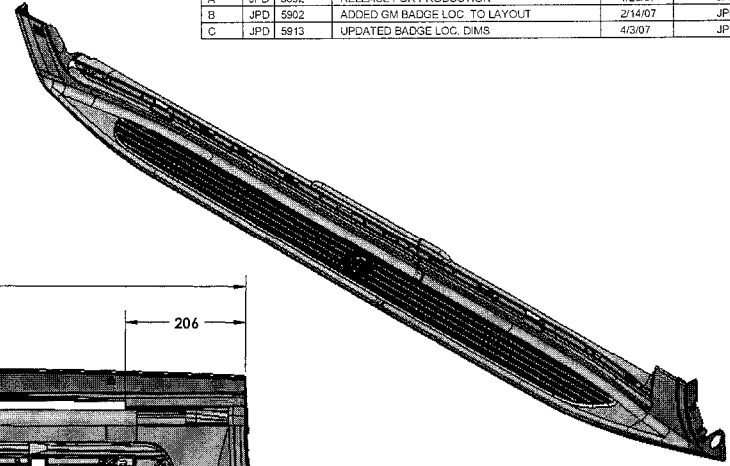
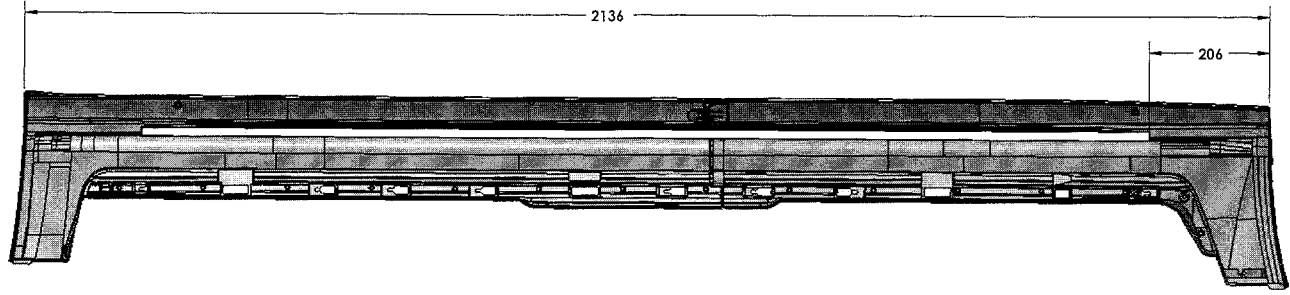
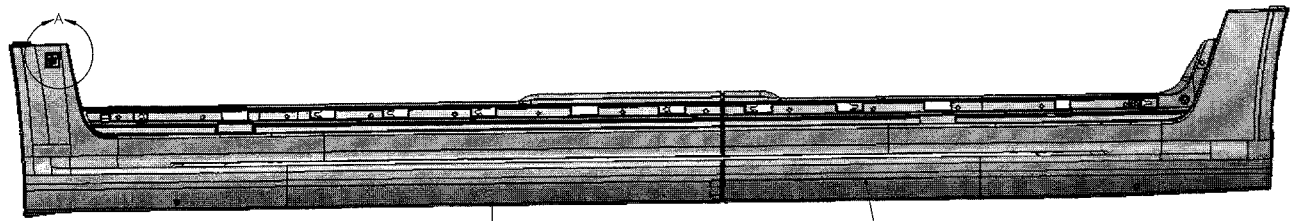


GM PART NUMBER 19166306		
Sheet 1 of 2		
DATE	REVISION RECORD	AUTH
9-Aug-06	Initial Release	DLB
13-Mar-07	Final Release	DLB
17-Apr-07	BOM Correction, P7E00704	DLB

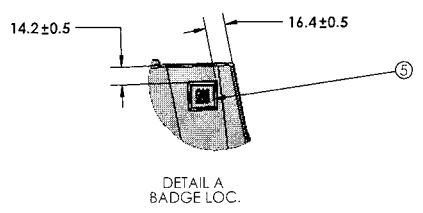
REV	BY	EN No.	REVISION RECORD	DATE	APPROVED
A	JPD	5892	RELEASE FOR PRODUCTION	1/23/07	JPD
B	JPD	5902	ADDED GM BADGE LOC. TO LAYOUT	2/14/07	JPD
C	JPD	5913	UPDATED BADGE LOC. DIMS	4/3/07	JPD



SECTION A-A



DRIVER SIDE SHOWN.
PASS. SIDE SYM. OPPOSITE.



	J-MARK 2790 RANCHVIEW LANE MINNEAPOLIS, MN 55447 PH: 763-559-3300 FAX: 763-559-4806		<small>This Document Contains Proprietary Information and Shall Not Be Used or Reproduced for Its Contents Excepted in Whole or in Part, Without The Prior Written Consent of J-Mark.</small>	
	<small>ALL DIMENSIONS ARE IN INCH - MM X 100 (INCH) REF TO ANSI Y14.5M-1992</small> <small>TOLERANCES UNLESS OTHERWISE SPECIFIED:</small>		TITLE: GMT967, BUICK ENCLAVE ASSEMBLY, STEP ASSIST	
3rd ANGLE PROJECTION DO NOT SCALE PRINT	X.X ± 3.0 X.XX ± 1.5 X.XXX ± 1.0 ANGLE ± 1°	ORIGINAL BY: JPD	DATE: 8-9-06	SCALE: NA
MATERIAL: SEE NOTES	APPROVED: --	CHECKED: JPD	DATE: 8-9-06	SHEET OF 1 2
SURFACE TREATMENT: SEE NOTES	DWG SIZE: C	GM DWG NO.: 19166306	DATE: --	PROJECT: GS200
		J-MARK DWG NO.: 18316	REV. C	

GM FG P/N 17802585
J-MARK FG P/N 3116246
 COLOR: DARK ARGENT
 WA-30UB6246

ITEM NO.	DRIVER			DESCRIPTION
	GM P/N	GM P/N	J-Mark P/N	
	19166314			ASSEMBLY, DRVR
1	19166326	27013-6246		CLADDING, PAINTED DRVR FRT
2	19166336	27023-6246		CLADDING, PAINTED DRVR RR
3	19166304	6087-0681		PLATE, SUPPORT
4	19166294	27025D		STEP PAD, DRVR
5	15223484	15223484		GM QUALITY BADGE

PASSENGER			
GM P/N	GM P/N	J-Mark P/N	DESCRIPTION
19166315			ASSEMBLY, PASS.
19166327	27014-6246		CLADDING, PAINTED PASS FRT
19166339	27024-6246		CLADDING, PAINTED PASS RR
19166304	6087-0681		PLATE, SUPPORT
19166295	27025P		STEP PAD, PASS
15223484	15223484		GM QUALITY BADGE

GM FG P/N 17802584
J-MARK FG P/N 311550Q
 COLOR: DK BLOSSOM RED
 WA-30UB550Q

ITEM NO.	DRIVER			DESCRIPTION
	GM P/N	GM P/N	J-Mark P/N	
	19166312			ASSEMBLY, DRVR
1	19166324	27013-550Q		CLADDING, PAINTED DRVR FRT
2	19166336	27023-550Q		CLADDING, PAINTED DRVR RR
3	19166304	6087-0681		PLATE, SUPPORT
4	19166294	27025D		STEP PAD, DRVR
5	15223484	15223484		GM QUALITY BADGE

PASSENGER			
GM P/N	GM P/N	J-Mark P/N	DESCRIPTION
19166313			ASSEMBLY, PASS.
19166325	27014-550Q		CLADDING, PAINTED PASS FRT
19166337	27024-550Q		CLADDING, PAINTED PASS RR
19166304	6087-0681		PLATE, SUPPORT
19166295	27025P		STEP PAD, PASS
15223484	15223484		GM QUALITY BADGE

ITEM NO. 1-2 - CLADDING, FRONT & REAR SPECIFICATIONS

MATERIAL: GMP, E/P, 133 PER
 GM7400M E/P -DS85, RE20.

PAINT: PER SPEC #9984861.
 GLOSS LEVEL 24-34.
 PER ZONES SPECIFIED ON 19166318 (18315).
 POWER WASH PER 9984801.
 ADHESION PROMOTER PER 9984810
 OR 9984808 OR 9984818.
 GMW3005L-TC MINIMUM MONOCOAT
 FILM BUILD OF 1.5 MILS - ZONES A,B,C.

PAINT PERFORMANCE PER GM4497M.
 GM4348M-ZONE B.

PRIMER PERFORMANCE PER GM4353M ZONE B.

ITEM NO. 3 - SUPPORT PLATE

SPECIFICATIONS
 MATERIAL: 6063-T6

ITEM NO. 4 - STEP PAD

SPECIFICATIONS

MATERIAL: GMP, E/P, 134 PER
 GM7400M E/P -DS85, RE20
 GRAIN GMCP-658-F,
 COLOR 848 BLACK, GLOSS 12

PERFORMANCE PER GM4275M,
 SAE J1960, SAE J1344, GMW4030TP

ITEM NO. 5 - GM QUALITY BADGE

GM FG P/N 17802583
J-MARK FG P/N 311529Q
 COLOR: DK COCOA ASH
 WA-30UB529Q

ITEM NO.	DRIVER			DESCRIPTION
	GM P/N	GM P/N	J-Mark P/N	
	19166310			ASSEMBLY, DRVR
1	19166322	27013-529Q		CLADDING, PAINTED DRVR FRT
2	19166334	27023-529Q		CLADDING, PAINTED DRVR RR
3	19166304	6087-0681		PLATE, SUPPORT
4	19166294	27025D		STEP PAD, DRVR
5	15223484	15223484		GM QUALITY BADGE

PASSENGER			
GM P/N	GM P/N	J-Mark P/N	DESCRIPTION
19166311			ASSEMBLY, PASS.
19166323	27014-529Q		CLADDING, PAINTED PASS FRT
19166335	27024-529Q		CLADDING, PAINTED PASS RR
19166304	6087-0681		PLATE, SUPPORT
19166295	27025P		STEP PAD, PASS
15223484	15223484		GM QUALITY BADGE

GM FG P/N 17802582
J-MARK FG P/N 3118945
 COLOR: CHARCOAL MET.
 WA-30UB8945

ITEM NO.	DRIVER			DESCRIPTION
	GM P/N	GM P/N	J-Mark P/N	
	19166308			ASSEMBLY, DRVR
1	19166320	27013-8945		CLADDING, PAINTED DRVR FRT
2	19166332	27023-8945		CLADDING, PAINTED DRVR RR
3	19166304	6087-0681		PLATE, SUPPORT
4	19166294	27025D		STEP PAD, DRVR
5	15223484	15223484		GM QUALITY BADGE

PASSENGER			
GM P/N	GM P/N	J-Mark P/N	DESCRIPTION
19166309			ASSEMBLY, PASS.
19166321	27014-8945		CLADDING, PAINTED PASS FRT
19166333	27024-8945		CLADDING, PAINTED PASS RR
19166304	6087-0681		PLATE, SUPPORT
19166295	27025P		STEP PAD, PASS
15223484	15223484		GM QUALITY BADGE

GM FG P/N 17802581
J-MARK FG P/N 311733J
 COLOR: SATIN NICKEL
 WA-30UB733J

ITEM NO.	DRIVER			DESCRIPTION
	GM P/N	GM P/N	J-Mark P/N	
	19166306			ASSEMBLY, DRVR
1	19166318	27013-733J		CLADDING, PAINTED DRVR FRT
2	19166330	27023-733J		CLADDING, PAINTED DRVR RR
3	19166304	6087-0681		PLATE, SUPPORT
4	19166294	27025D		STEP PAD, DRVR
5	15223484	15223484		GM QUALITY BADGE

PASSENGER			
GM P/N	GM P/N	J-Mark P/N	DESCRIPTION
19166307			ASSEMBLY, PASS.
19166319	27014-733J		CLADDING, PAINTED PASS FRT
19166331	27024-733J		CLADDING, PAINTED PASS RR
19166304	6087-0681		PLATE, SUPPORT
19166295	27025P		STEP PAD, PASS
15223484	15223484		GM QUALITY BADGE

GM FG P/N 19166316
J-MARK FG P/N 31100D
 COLOR: PRIMED
 DRIVER SIDE

ITEM NO.	DRIVER			DESCRIPTION
	GM P/N	GM P/N	J-Mark P/N	
	19166316			ASSEMBLY, DRVR
1	19166328	27013-P		CLADDING, PRIMED DRVR FRT
2	19166340	27023-P		CLADDING, PRIMED DRVR RR
3	19166304	6087-0706		PLATE, SUPPORT
4	19166294	27025D		STEP PAD, DRVR
5	15223484	15223484		GM QUALITY BADGE

GM FG P/N 19166317
J-MARK FG P/N 31100P
 COLOR: PRIMED
 PASSENGER SIDE

ITEM NO.	PASSENGER			DESCRIPTION
	GM P/N	GM P/N	J-Mark P/N	
	19166317			ASSEMBLY, PASS
1	19166329	27014-P		CLADDING, PRIMED PASS FRT
2	19166341	27024-P		CLADDING, PRIMED PASS RR
3	19166304	6087-0706		PLATE, SUPPORT
4	19166294	27025P		STEP PAD, PASS
5	15223484	15223484		GM QUALITY BADGE

GM PART NUMBER 19166306		
Sheet 1 of 2		
DATE	REVISION RECORD	AUTH
9-Aug-06	Initial Release	DLB
13-Mar-07	Final Release	DLB
17-Apr-07	BOM Correction, P7E00704	DLB

	J-MARK 2790 RANCHVIEW LANE MINNEAPOLIS, MN 55447 PH: 763-559-3300 FAX: 763-559-4806		This Document Contains Proprietary Information and Shall Not Be Used or Reproduced in Any Manner Without the Prior Written Consent of J-Mark.	
	ALL DIMENSIONS ARE IN: INCH _ MM X MM INCH REF TO ANSI Y14.5M-1982		TOLERANCES UNLESS OTHERWISE SPECIFIED:	
3rd ANGLE PROJECTION	DO NOT SCALE PRINT	X.X ± 3.0 X.XX ± 1.5 X.XXX ± 1.0 ANGLE ± 1°	TITLE: GMT967, BUICK ENCLAVE ASSEMBLY, STEP ASSIST	
MATERIAL SEE NOTES	SURFACE TREATMENT SEE NOTES	ORIGINAL BY: JPD CHECKED: JPD APPROVED: -	DATE: 8-9-06 DATE: 8-9-06 DATE: -	SCALE: NA SHEET 2 OF 2 PROJECT: CS200
DWG SIZE C	GM DWG NO: 19166306	J-MARK DWG NO: 18316	REV C	