

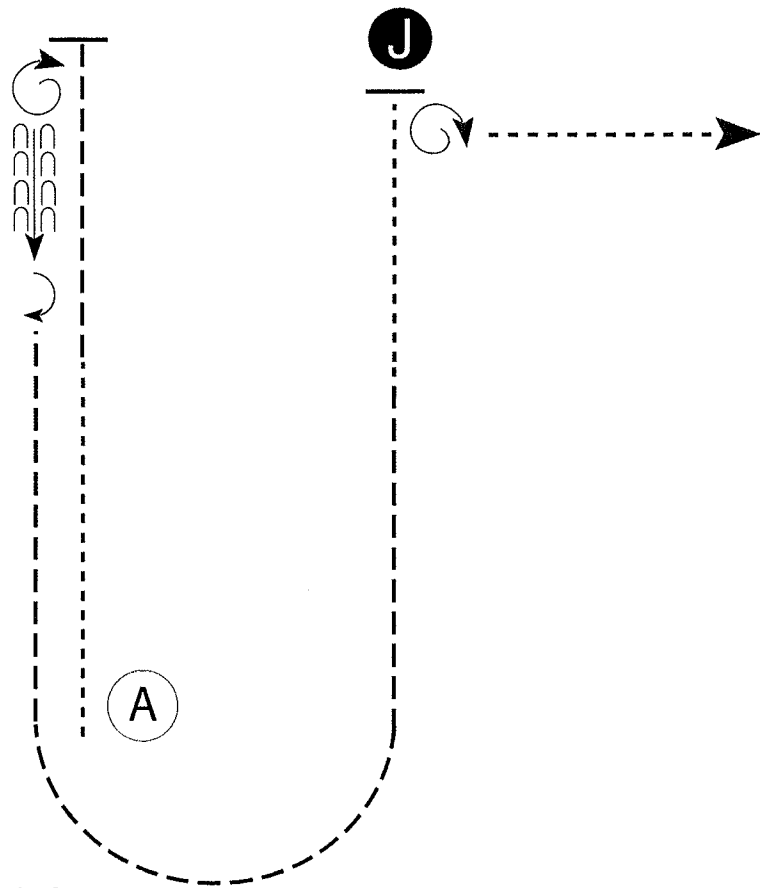
Mid-Michigan Open Horse Show Circuit

Jackpot Showmanship

August 3, 2013

www.HorseShowPatterns.com

www.HorseShowPatterns.com



Be ready at A.

1. Walk halfway from A to judge.
 2. Trot until even with judge.
 3. Stop and perform a 360 degree turn.
 4. Back approximately two horse lengths.
 5. Perform a 180 degree turn.
 6. Trot to and around A and halfway to judge.
 7. Walk to judge.
 8. Stop and set up for inspection.
 9. When dismissed, perform a 1 1/4 turn.
 10. Walk straight away from judge.
- Follow the instructions of your ring steward.

Walk	-----
Trot	- - - - -
Back	← ← ← ← ←
Marker	Ⓚ
Judge	ⓐ

Pattern Provided by:
Tim Ablor

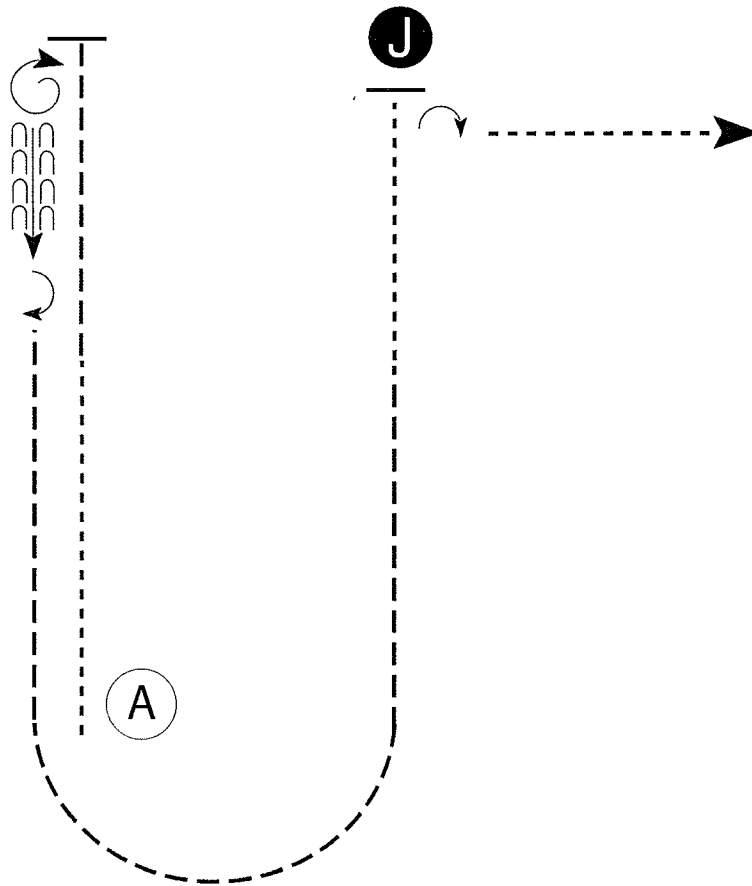
Mid-Michigan Open Horse Show Circuit

Showmanship: (40 & over, 20-39, 16-19, 13-15)

August 3, 2013

www.HorseShowPatterns.com

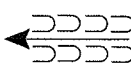
www.HorseShowPatterns.com



Be ready at A.

1. Walk halfway from A to Judge.
2. Trot until even with judge.
3. Stop and perform a 360 degree turn.
4. Back approximately two horse lengths.
5. Perform a 180 degree turn.
6. Trot to and around A and halfway to judge.
7. Walk to judge.
8. Stop and set up for inspection.
9. When dismissed, perform a 90 degree turn.
10. Walk straight away from judge.

Follow the instructions of your ring steward.

- Walk -----
Trot - - - - -
Back ← 
Marker (B)
Judge (J)

Pattern Provided by:

Tim Abler

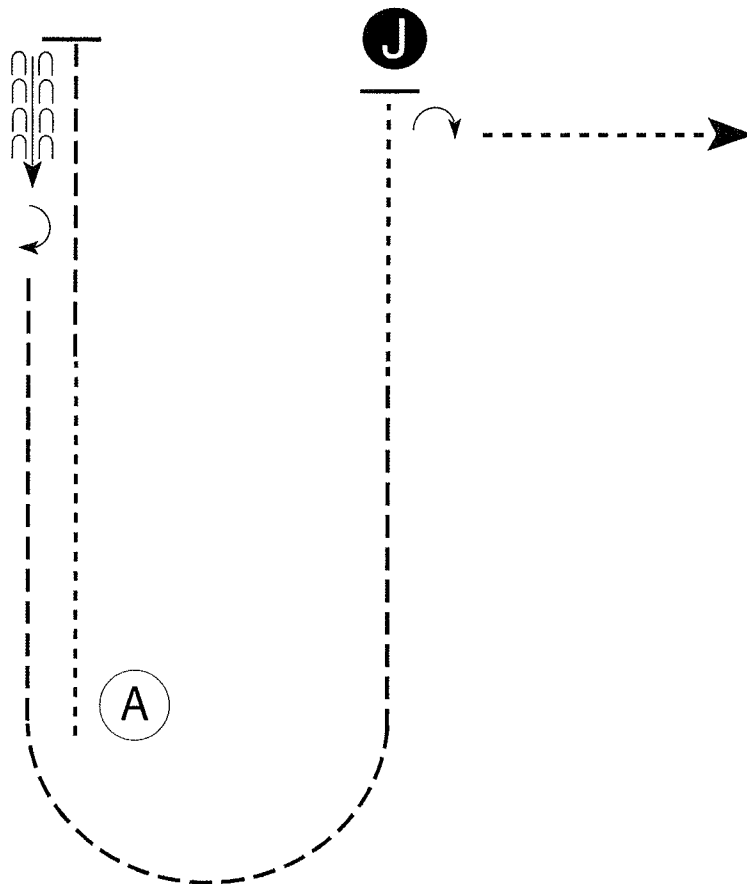
Mid-Michigan Open Horse Show Circuit

Showmanship: (Novice Horse, Novice Rider, Novice Amateur, Novice Youth)

August 3, 2013

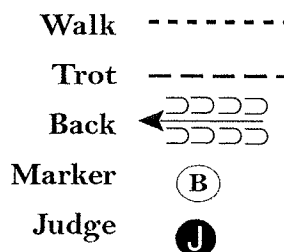
www.HorseShowPatterns.com

www.HorseShowPatterns.com



Be ready at A.

1. Walk halfway from A to judge.
 2. Trot until even with judge.
 3. Stop and back approximately two horse lengths.
 4. Perform a 180 degree turn.
 5. Trot to and around A and halfway to judge.
 6. Walk to judge.
 7. Stop and set up for inspection.
 8. When dismissed, perform a 90 degree turn.
 9. Walk straight away from judge.
- Follow the instructions of your ring steward.



Pattern Provided by:
Tim Abler

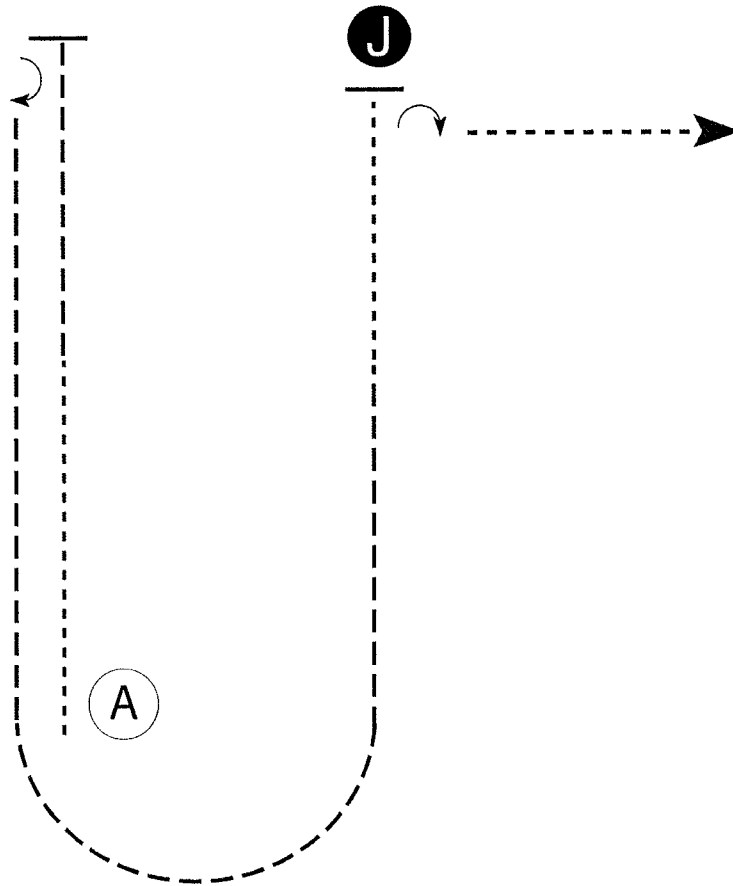
Mid-Michigan Open Horse Show Circuit

Showmanship: (12 & Under)

August 3, 2013

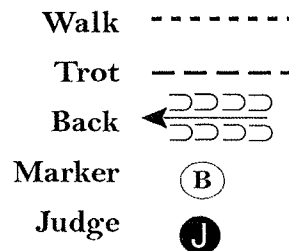
www.HorseShowPatterns.com

www.HorseShowPatterns.com



Be ready at A.

1. Walk halfway from A to judge.
 2. Trot until even with judge.
 3. Stop and perform a 180 degree turn.
 4. Trot to and around A and halfway to judge.
 5. Walk to judge.
 6. Stop and set up for inspection.
 7. When dismissed, perform a 90 degree turn.
 8. Walk straight away from judge.
- Follow the instructions of your ring steward.



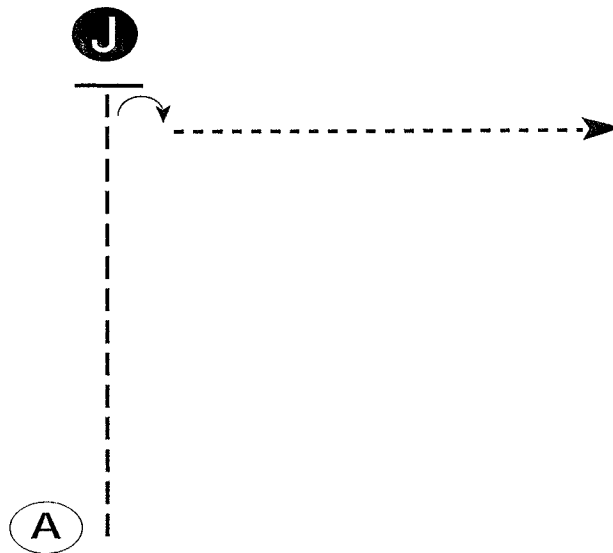
Pattern Provided by:
Tim Abler

Mid-Michigan Open Horse Show Circuit Pee-Wee Showmanship

August 3, 2013

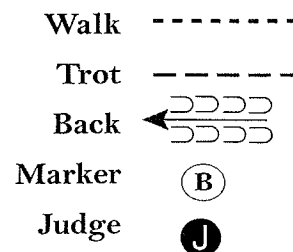
w w w . H o r s e S h o w P a t t e r n s . c o m

w w w . H o r s e S h o w P a t t e r n s . c o m



Be ready at A.

1. Trot from A to Judge.
2. Stop and set up for inspection.
3. When dismissed, perform a 90 degree turn.
4. Walk away from judge.
5. Follow the instructions of your ring steward.



Pattern Provided by:
Tim Abler

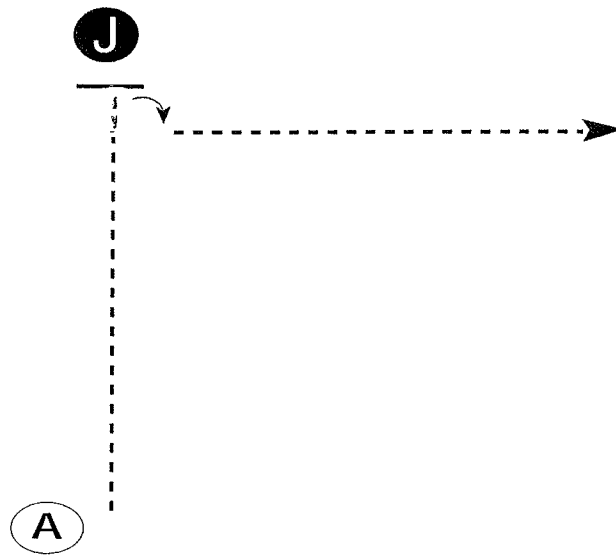
Mid-Michigan Open Horse Show Circuit

Lead Line Showmanship

August 3, 2013

www.HorseShowPatterns.com

www.HorseShowPatterns.com



1. Walk from A to the nice Judge.
2. Stop and set up for inspection.
3. When dismissed, perform a 90 degree turn.
4. Walk away from the judge.
5. Pet your horse or pony.

Walk -----

Marker (B)

Judge (J)

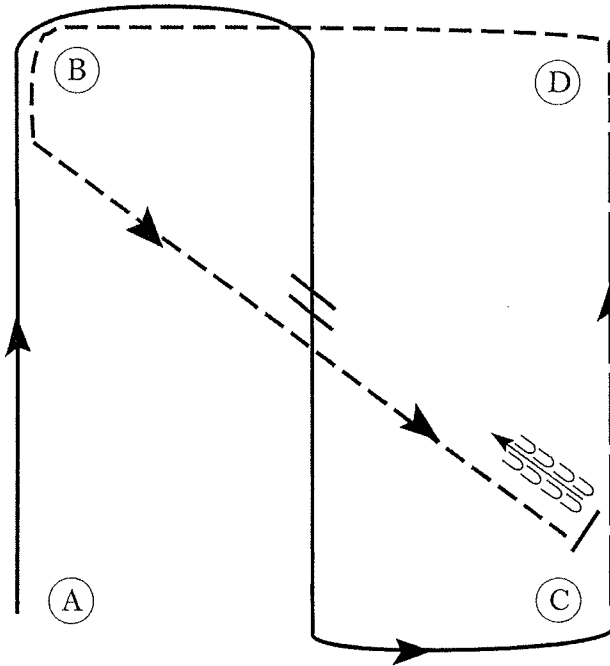
Pattern Provided by:

Tim Abler

Mid-Michigan Open Horse Show Circuit

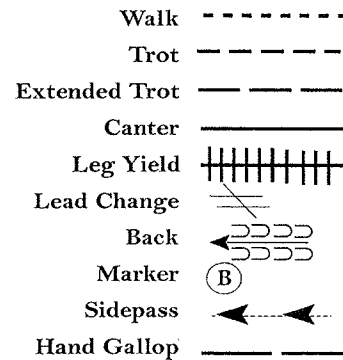
English Equitation Jackpot

August 3, 2013



Be ready at A.

1. Canter on the right lead to and around B.
2. Halfway between B and C, change leads.
3. Canter on left lead to and around C.
4. Hand gallop from C to D.
5. At D, perform a posting trot on the right diagonal.
6. At B, two point at the trot until halfway to C.
7. Sitting trot to C.
8. Stop and back one horse length at C.



Pattern Provided by:

Tim Abler

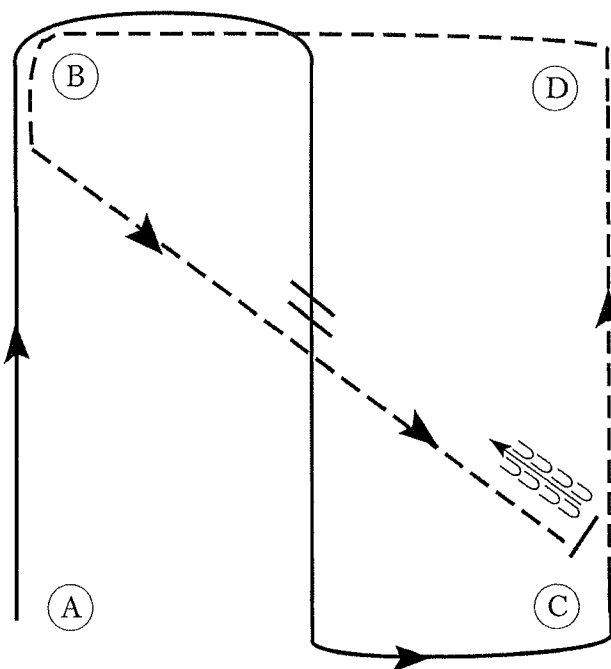
www.HorseShowPatterns.com

www.HorseShowPatterns.com

Mid-Michigan Open Horse Show Circuit

Equitation: (Novice Amateur, Novice Youth)

August 3, 2013



Be ready at A.

1. Canter on the right lead to and around B.
2. Halfway between B and C, change leads.
3. Canter on left lead to and around C.
4. Posting trot on the left diagonal from C to D.
5. At D, change diagonals and continue to trot to B.
6. At B, sitting trot to C.
7. Stop and back one horse length at C.

Walk	-----
Trot	- - - - -
Extended Trot	-----
Canter	=====
Leg Yield	
Lead Change	///
Back	←←←←←
Marker	⊙
Sidepass	←-----←
Hand Gallop	-----

Pattern Provided by:

Tim Ablor

www.HorseShowPatterns.com

www.HorseShowPatterns.com

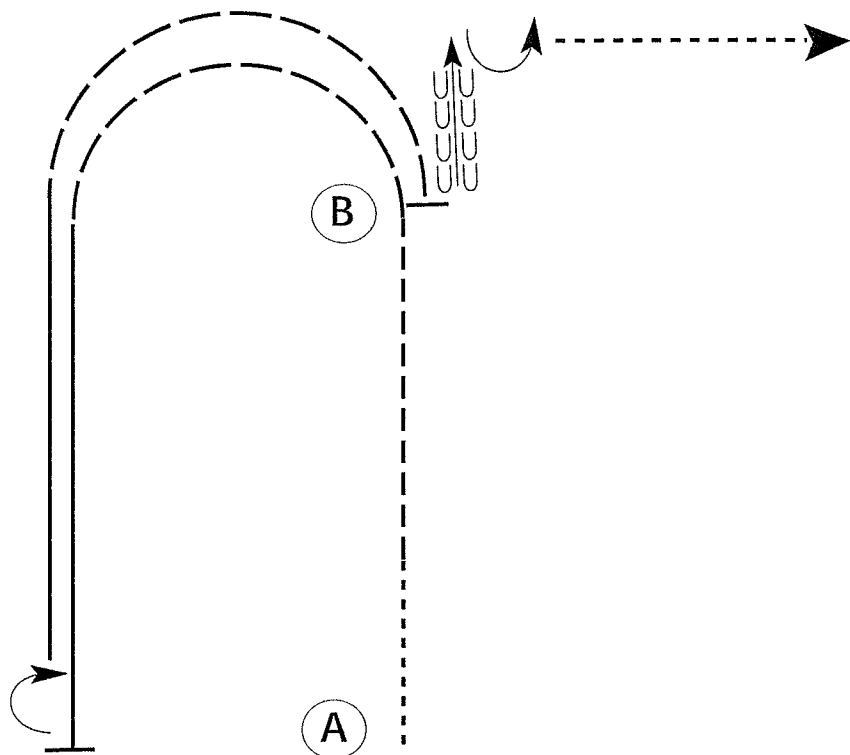
Mid-Michigan Open Horse Show Circuit

Horsemanship Jackpot

August 3, 2013

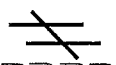
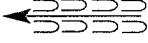
www.HorseShowPatterns.com

www.HorseShowPatterns.com



Be ready at A.

1. Walk approximately 2 horse lengths from A.
2. Jog to B.
3. Extend the jog in a half circle.
4. Lope on the left lead until even with A.
5. Stop and perform a 180 degree turn to the right.
6. Lope on the right lead until even with B.
7. Extend the jog to B.
8. Stop at B and back approximately one horse length.
9. Perform a 90 degree turn to the left and walk straight away.

- Walk -----
- Jog - - - - -
- Extended Jog - - - - -
- Lope _____
- Lead Change 
- Back 
- Marker (B)

Follow the instructions of your ring steward.

Pattern Provided by:
Tim Abler

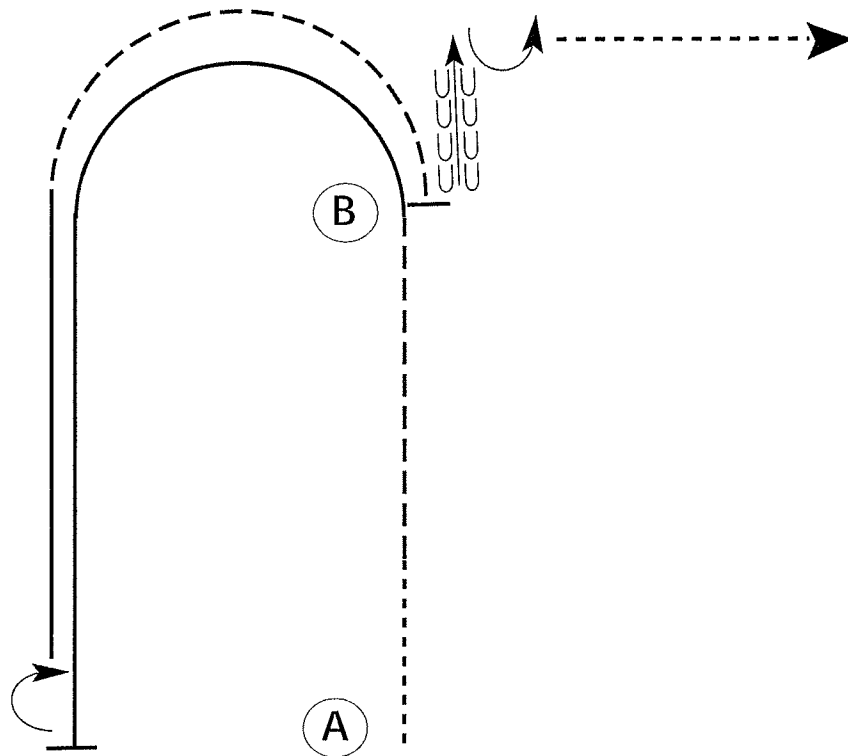
Mid-Michigan Open Horse Show Circuit

Horsemanship: (Novice Amateur, Novice Youth)

August 3, 2013

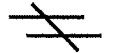
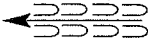
w w w . H o r s e S h o w P a t t e r n s . c o m

w w w . H o r s e S h o w P a t t e r n s . c o m



Be ready at A.

1. Walk approximately 2 horse lengths from A.
2. Jog to B.
3. Lope on the left lead in a half circle and then straight until even with A.
4. Stop and perform a 180 degree turn to the right.
5. Lope on the right lead until even with B.
6. Jog to B.
7. Stop at B and back approximately one horse length.
8. Perform a 90 degree turn to the left and walk straight away.

- Walk -----
- Jog - - - - -
- Extended Jog - - - - -
- Lope _____
- Lead Change 
- Back 
- Marker (B)

Follow the instructions of your ring steward.

Pattern Provided by:
Tim Abler