

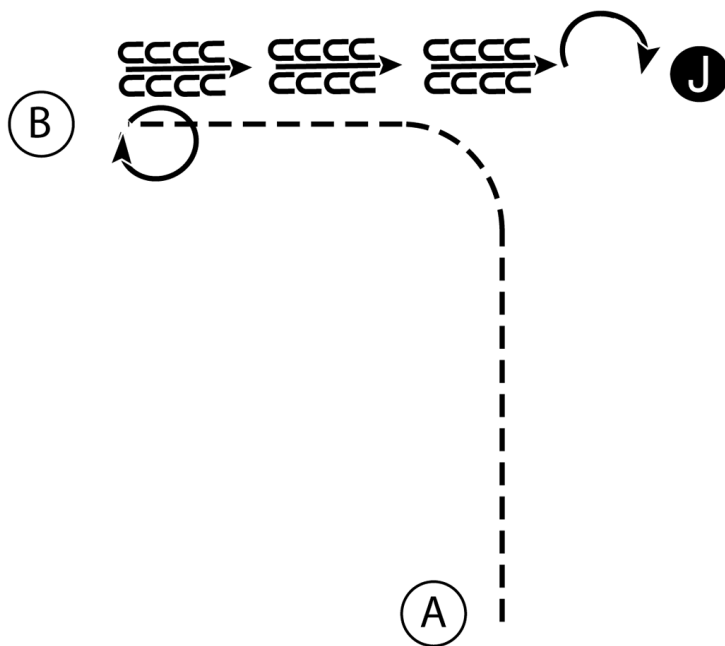
Cowgirl Up 4-H (MMOHSC)

Showmanship (Jackpot)

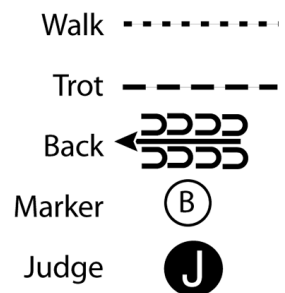
Show Date: July 6 2013

w w w . H o r s e S h o w P a t t e r n s . c o m

w w w . H o r s e S h o w P a t t e r n s . c o m



1. Trot from A to B.
2. Stop and perform a 360 degree turn.
3. Back to the Judge, perform a 180 degree turn and set up for inspection.
4. When dismissed follow instructions from the ring steward.



[S/3-13]

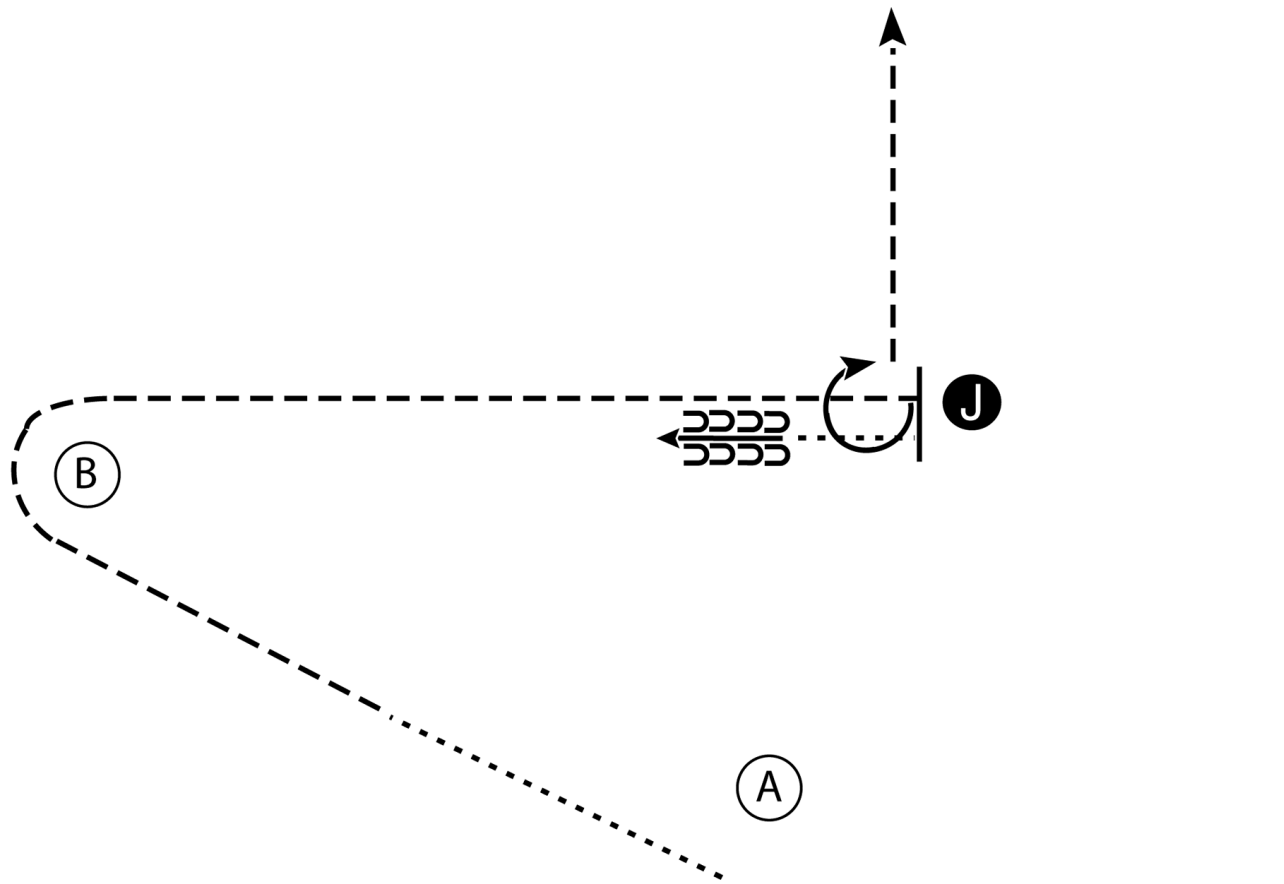
Pattern Provided by:

Shawn Frisbie

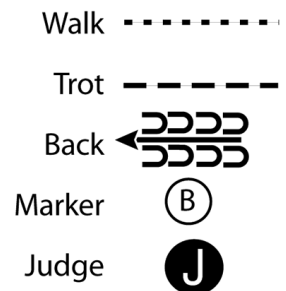
Cowgirl Up 4-H (MMOHSC)

Showmanship (Classes 6-10)

Show Date: July 6 2013



1. Walk half way from A to B.
2. Trot around B to the Judge.
3. Stop and back four steps.
4. Walk to Judge and set up for inspection.
5. When dismissed perform a 270 degree turn and trot to line-up.



[S/2-12]

Pattern Provided by:

Shawn Frisbie

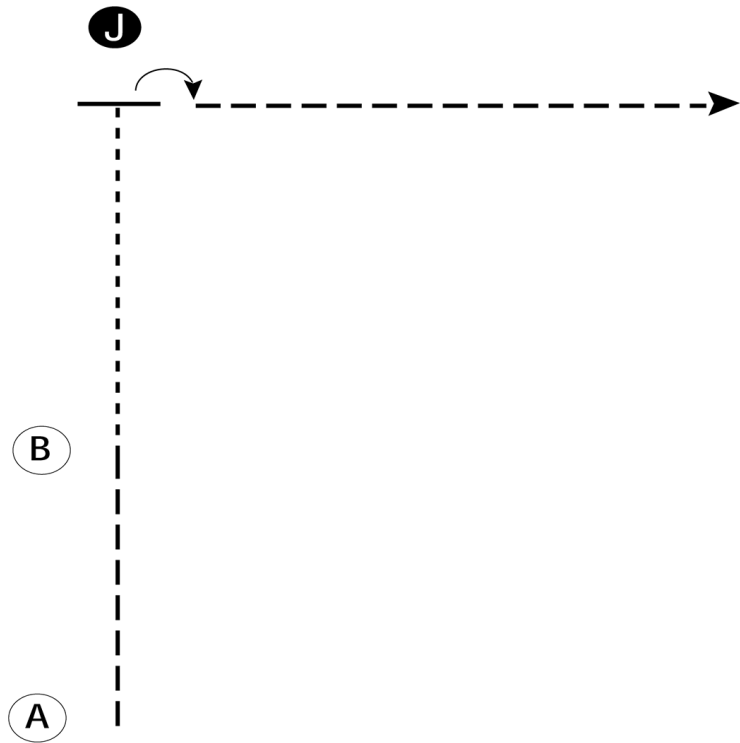
Cowgirl Up 4-H (MMOHSC)

Showmanship (Classes 11-14/ Pee-Wee and Lead Line WALK ONLY)

Show Date: July 6 2013

w w w . H o r s e S h o w P a t t e r n s . c o m

w w w . H o r s e S h o w P a t t e r n s . c o m



Be ready at A.

1. Trot from A to B.
2. Walk from B to the judge.
3. Stop and set up for inspection.
4. When dismissed, turn 90 degrees.
5. Trot away from judge and follow the instructions of your ring steward.

Walk	-----
Trot	- - - - -
Back	←
Marker	(B)
Judge	(J)

[S/WT-10]

Pattern Provided by:

Shawn Frisbie

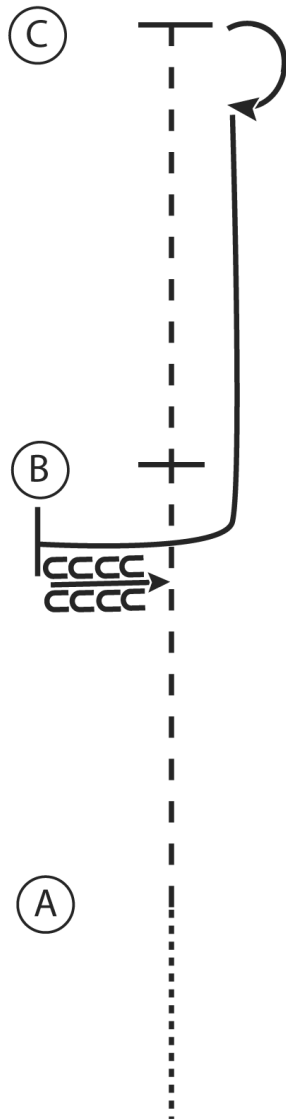
Cowgirl Up 4-H (MMOHSC)

English Equitation Jackpot (Open)

Show Date: July 6 2013

w w w . H o r s e S h o w P a t t e r n s . c o m

w w w . H o r s e S h o w P a t t e r n s . c o m



1. Walk to A
2. Posting trot, left diagonal, A to B
3. Stop at B
4. Posting trot, right diagonal, B to C
5. Stop at C and perform a 180 degree turn to the right on the forehand
6. Canter on the left lead to and around B
7. At B stop and back

Walk
Trot	- - - - -
Extended T rot	- - - - -
Canter	—————
Leg Y ield	
L ead C hange	↙ ↘
Back	←←←←← ←←←←←
Marker	(B)
Sidepass	←- - - - ->

[HSE/2-8]

Pattern Provided by:

Shawn Frisbie

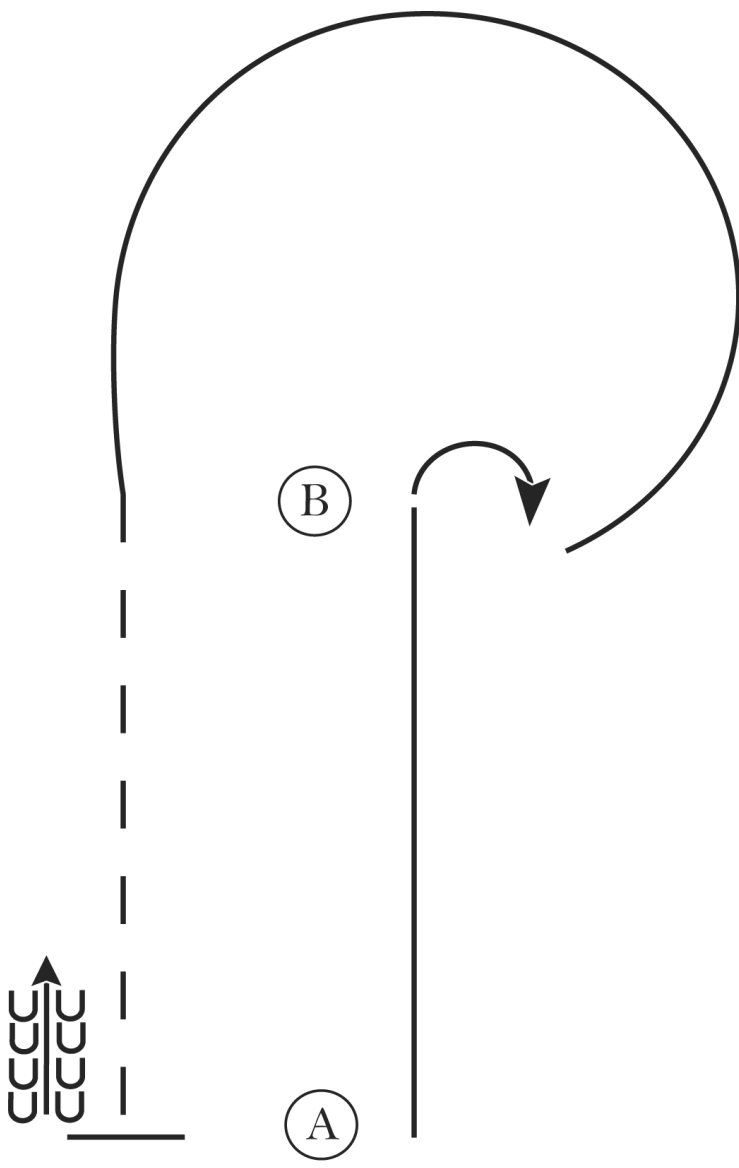
Cowgirl Up 4-H (MMOHSC)

Western Horsemanship Jackpot (Open)

Show Date: July 6 2013

www.HorseShowPatterns.com

www.HorseShowPatterns.com



1. Lope on the right lead A to B.
2. At B perform a 90 degree turn to the right.
3. Lope a circle to B on the left lead.
4. At B extend the jog to A.
5. At A stop and Back 4 steps.

Walk
Jog	-----
Extended Jog	-----
Lope	—————
Leg Yield	
Lead Change	—/—
Back	←←←←
Marker	(B)
Sidepass	←- - - ->

[WH/2-7]

Pattern Provided by:

Shawn Frisbie