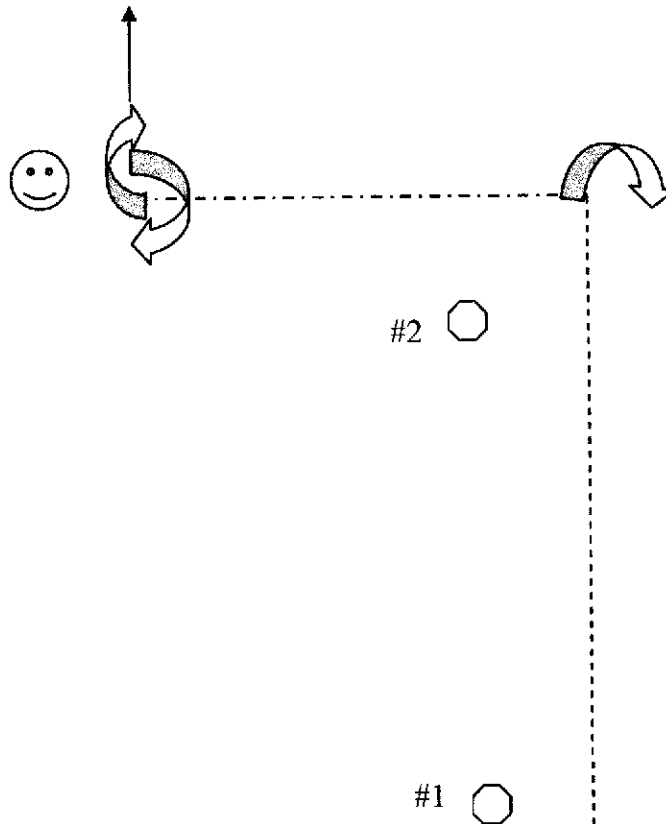


MMOHSC 6/29/2013
Class 5 Jackpot Showmanship

Showmanship

Judge: Marc DeLisle



- Begin & Trot at Marker #1
- Trot past Marker #2
- Perform a 90° Pivot
- Back toward the Judge
- Stop & Execute a 270° Pivot to the Right
- Stand for Inspection
- When dismissed walk to line up or proceed out nearest out gate

Key-

- ←-----→ Trot
- ←-----→ Back
- ←-----→ Walk

☺ Judge

GOOD LUCK !!

MMOHSC 6-29-2013
Class 11 & 12
PeeWee & Leadline


Showmanship
Judge: Marc DeLisle


#2  

- Start at Marker #1**
- Walk to Judge**
- Stop & Stand for Inspection**
- Trot to Marker 2**
- Stop, walk to line or out gate**


GOOD LUCK !!

Key-

 Trot

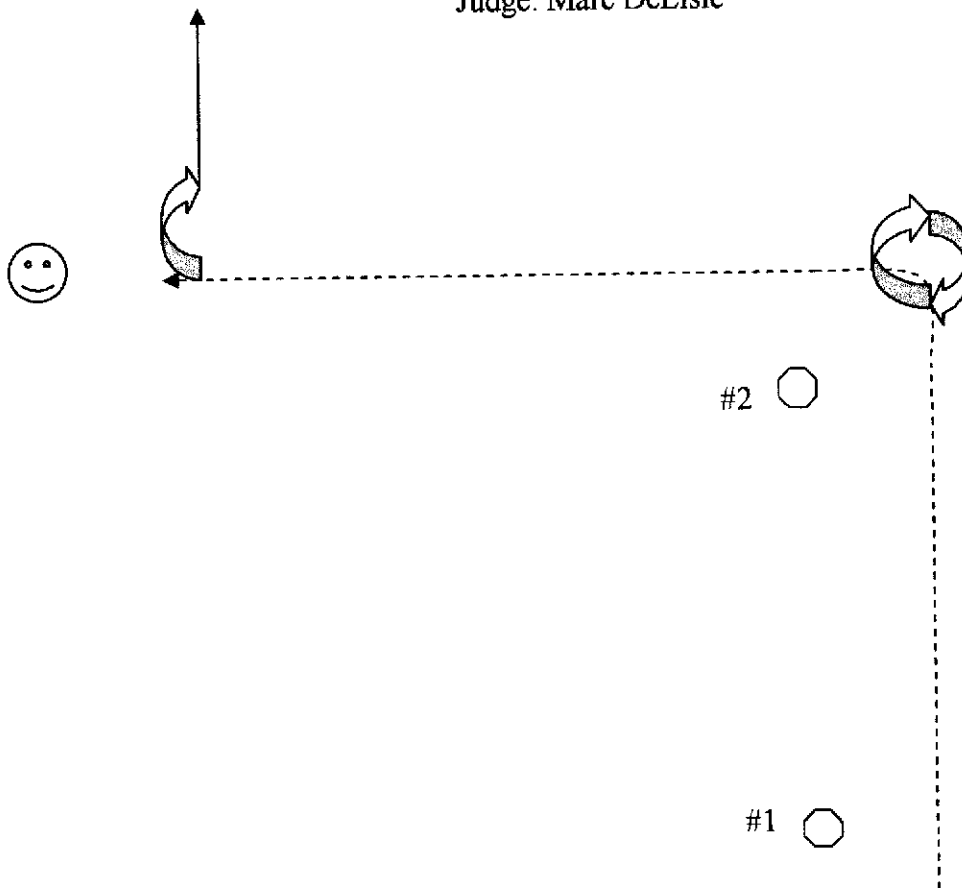
 Walk

 Judge

#1 

SMILE EARNS YOU EXTRA POINTS !!!!

MMOHSC 6-29-2013
Classes 13 & 14
Novice Horse & Rider
Showmanship
Judge: Marc DeLisle



- Begin & Trot at Marker #1
- Trot past Marker #2
- Perform a 270° Pivot
- Continue to trot to the Judge
- Stop & Execute a 90° Pivot to the Right
- Stand for Inspection
- When dismissed line up or proceed out nearest out gate

Key-

- ←-----→ Trot
- ←-----→ Back
- ←-----→ Walk

😊 Judge

GOOD LUCK !!

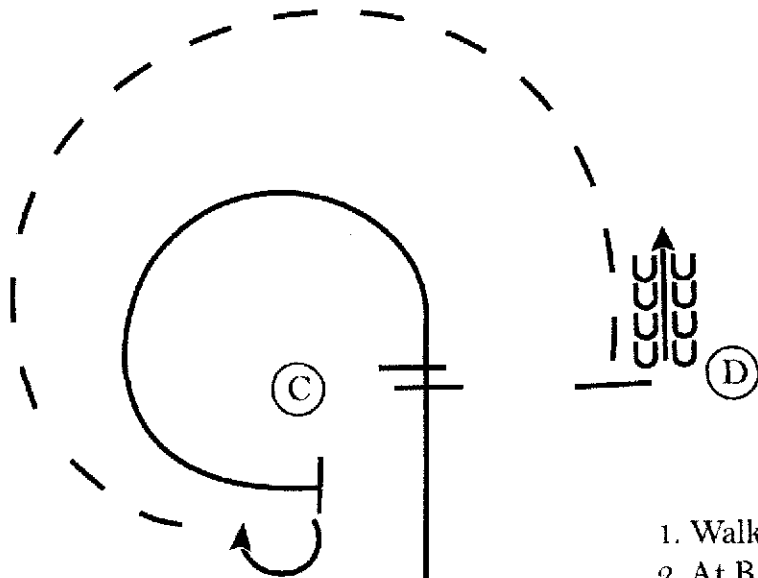
MMOHSC

Horsemanship Jackpot (Class 36)

Show Date: 06/29/2013

www.HorseShowPatterns.com

www.HorseShowPatterns.com



1. Walk A to B.
2. At B lope on the right lead to C.
3. At C perform a lead change and continue on the left lead around C.
4. Stop at C.
5. Perform a 180 degree turn to the right.
6. Extend the jog around C.
7. Stop at D and back 4 steps.

Walk
Jog	- - - - -
Extended Jog	— — — — —
Lope	—————
Leg Yield	
Lead Change	///
Back	←←←←←
Marker	⊙
Sidepass	→ - - - - →

[WHII_1]

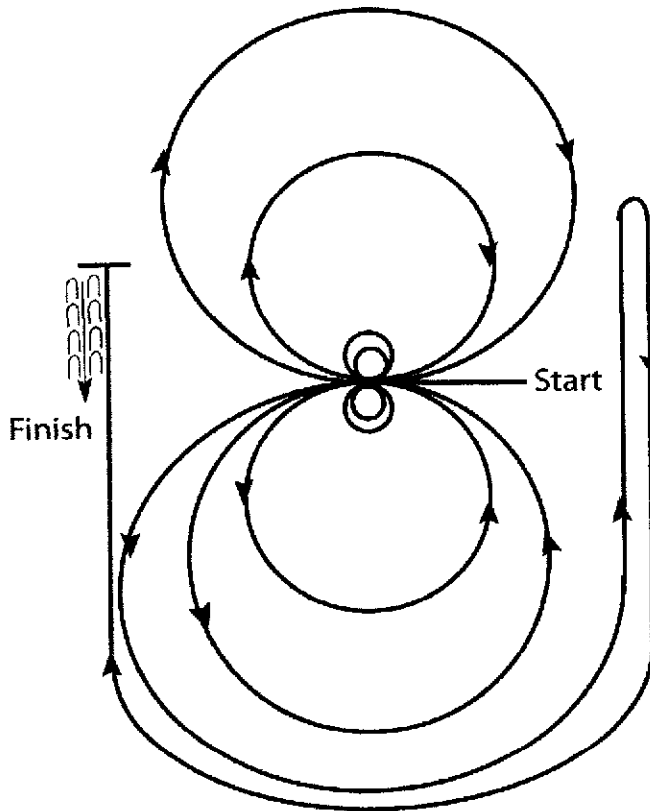
Pattern Provided by:

Marc DeLisle

MMOHSC

Reining Classes 54 & 55 (All Ages)

Show Date: 06/29/2013



Horses may walk or trot to the center of the arena. Horses must walk or stop prior to starting the pattern. Begin at the center of the arena facing the left wall or fence.

1. Beginning on the left lead, complete two circles to the left. Stop at the center of the arena. Hesitate.
2. Complete two spins to the left. Hesitate.
3. Beginning on the right lead complete two circles to the right. Stop at the center of the arena. Hesitate.
4. Complete two spins to the right. Hesitate.
5. Beginning on the left lead, go around the end of the arena, run down the right side of the arena past center marker, stop and roll back right.
6. Continue around the end of the arena and run down the left side of the arena past the center marker. Stop. Back up.

[R NRHA_12]

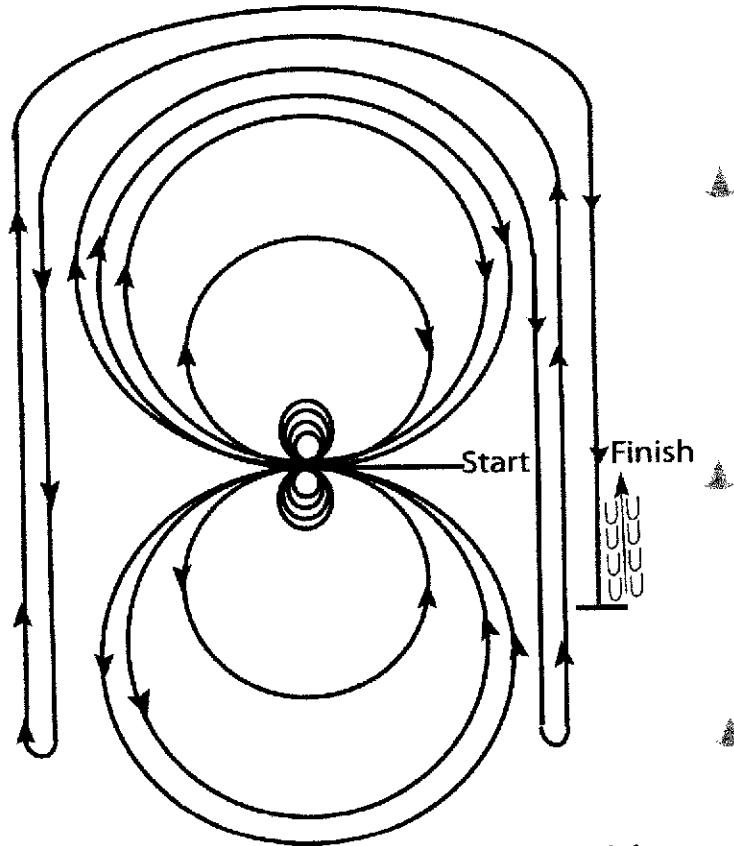
Pattern Provided by:

Marc DeLisle

MMOHSC

Reining NRHA Pattern Classes 57 & 58 (All Ages)

Show Date: 06/29/2013



Horses may walk or trot to the center of the arena. Beginning at the center of the arena facing the left wall or fence.

1. Complete four spins to the left.
2. Complete four spins to the right. Hesitate.
3. Beginning on the right lead, complete three circles to the right: the first circle large and fast; the second circle small and slow; the third circle large and fast. Change leads at the center of the arena.
4. Complete three circles to the left: the first circle large and fast; the second circle small and slow; the third circle large and fast. Change leads at the center of the arena.
5. Begin a large fast circle to the right but do not close this circle. Run straight down the right side of the arena past the center marker and do a left rollback at least twenty feet (6.09m) from the wall or fence – no hesitation.
6. Continue back around the previous circle but do not close this circle. Run down the left side of the arena past the center marker and do a right rollback at least twenty feet (6.09m) from the wall or fence – no hesitation.
7. Continue back around the previous circle but do not close this circle. Run down the right side of the arena past the center marker and do a sliding stop at least twenty feet (6.09m) from the wall or fence. Back up at least ten feet (3m). Hesitate to demonstrate completion of the pattern.
Rider may dismount and drop bridle to the designated judge.

[R NRHA_8]

Pattern Provided by:

Marc DeLisle